

FCPO Daily Commentary

Brought to you by Phillip Futures Sdn Bhd (662533-U) (A member of PhillipCapital)



PALM FCPO AUG17 (2457, +13)

Our Call of The Day:

Market Closed

12 June 2017

FCPO 3rd Month Daily Candle Chart



Market Commentary

Highlights:

- Palm oil sees strongest daily gains in a week on stronger soyoil.
- CBOT soybean end up on technical buying, U.S. weather concerns.

Crude Palm Oil

Malaysian palm oil futures rose on Friday, charting its first gain in four sessions, tracking strength in rival oilseed soy.

The benchmark August 17 rose by RM13 to RM2,457 per tonne, prices were traded between RM2,473 and RM2,447 with total traded volume for palm stood at 47,982 lots.

According to a Kuala Lumpur-based trader, the market is up today on U.S. soyoil and Dalian. There's also some short-covering as we head towards the long weekend holiday.

Palm oil prices are typically affected by movements in soyoil, as both vegetable oils compete for a share of the global edible oils market.

Today, palm oil market will be closed today for a public holiday.

For the benchmark palm oil contract, we see support levels at RM2,425 and RM2,400 while resistance levels at RM2,503 and RM2,530.

Soybean (Reuters)

Soybean futures on the Chicago Board of Trade (CBOT) rose on Friday for a sixth straight session, settling up 3-1/2 cents at \$9.41-1/2 per bushel on technical buying and concerns about stressful hot weather in the U.S. Midwest.

Soybean futures followed strength in corn, which is seen as more vulnerable to high temperatures expected through Tuesday.

Soybean futures pressured briefly by monthly supply/demand reports from the U.S. Department of Agriculture, which raised its U.S. 2016-17 soybean ending stocks forecast to 450 million bushels, from 435 million in May, above an average of analyst expectations.

Crude Palm Oil Futures

Bursa Malaysia Derivatives FCPO

Contract	Last	Change	Open	High	Low	Open Interest		Volume
						Lots	Changes	
Jun17	2,680	10	2,708	2,708	2,680	2,815	-50	162
Jul17	2,553	9	2,562	2,570	2,548	12,401	-85	1,234
Aug17	2,457	13	2,465	2,473	2,447	39,525	-1,542	19,550
Sep17	2,420	20	2,418	2,427	2,407	43,411	2,634	8,817
Oct17	2,414	26	2,403	2,415	2,396	22,132	1,017	6,241
Nov17	2,419	23	2,412	2,421	2,405	30,822	-774	5,656
Jan18	2,464	31	2,449	2,464	2,442	18,251	1,249	2,924
Mar18	2,484	28	2,473	2,489	2,469	18,026	482	1,874
May18	2,495	28	2,485	2,500	2,482	14,571	32	1,092
Jul18	2,486	28	2,473	2,490	2,468	6,319	108	187
Sep18	2,480	24	2,471	2,482	2,466	4,158	37	74
Nov18	2,475	19	2,471	2,484	2,466	4,830	56	171
Jan19	2,486	19	-	-	-	315	0	-
Mar19	2,491	19	-	-	-	5	0	-
May19	2,498	19	-	-	-	7	0	-
Total						217,588	3,164	47,982

Spreads

Contract	Open	High	Low	Last	Vol
Jun17 / Jul17	150	150	130	127	147
Jul17 / Aug17	102	107	96	96	770
Aug17 / Sep17	46	48	38	37	4,779
Sep17 / Oct17	13	14	5	6	1,646

Correlated Commodity Market

Commodities	Month	Last	Change
Soybeans	JUL17	941.50	3.50
Soybean Oil	JUL17	32.29	0.44
Soybean Meal	JUL17	305.90	-0.20
Crude Oil	JUL17	45.83	0.19
DCE Palm Oil	SEP17	5,182	20.00
DCE Soybean Oil	SEP17	5,770	48.00

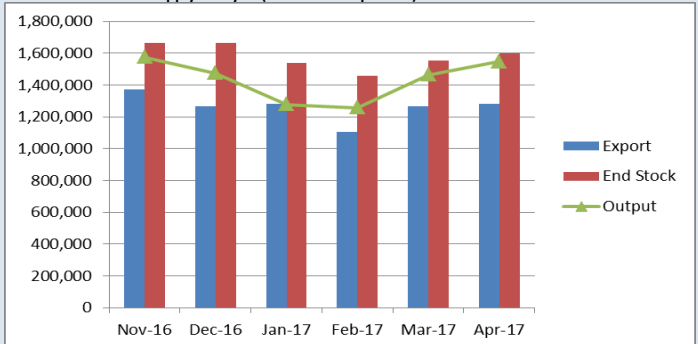
Exchange Rate

Currency	Last
USDMYR	4.2650
USDIDR	13,304
USDCNY	6.7922

Physical Palm Oil Market

Commodities	Unit	Month	Bid	Ask	Value
CPKO Local Delivery (M'sia)	RM/mt	JUN17	n.a.	4183.25	n.a.
FOB CPO (Indo)	USD/mt	JUN17	n.a.	670.00	666.25
FOB RBD Palm Olein (M'sia)	USD/mt	JUN17	682.50	687.00	685.00
FOB RBD Palm Oil (M'sia)	USD/mt	JUN17	n.a.	682.50	n.a.

MPOB Demand and Supply Analysis (6 Month Comparison)

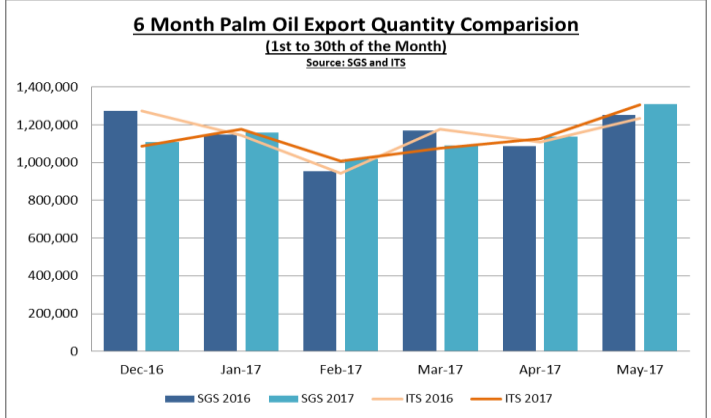


Demand and Supply Data

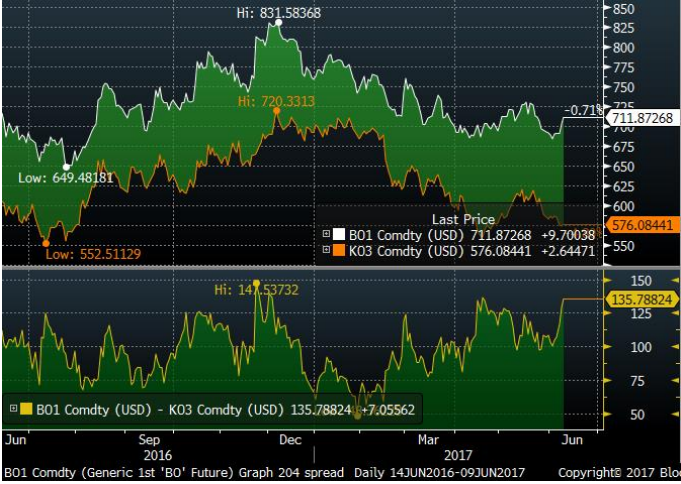
Date	ITS (in tonnes)			SGS (in tonnes)		
	Apr'17	May'17	Chg (%)	Apr'17	May'17	Chg (%)
First 10 days	307,249	346,920	12.9	312,489	359,355	15.0
First 15 days	567,280	617,697	8.9	572,910	613,465	7.1
First 20 days	705,372	846,705	20.0	719,175	852,628	18.6
First 25 days	866,297	1,006,757	16.2	891,725	1,006,853	12.9
Full month	1,125,942	1,306,374	16.0	1,135,340	1,310,320	15.4

(in tonnes)	Malaysia Palm Oil Board Data (MPOB)			PFSB Forecast	
	Mar'17	Apr'17	MoM (%)	May'17	Chg (%)
Production	1,464,021	1,548,053	5.7	1,663	+7.42
Export	1,265,771	1,283,308	1.4	1,425	+11.06
Import	101,961	54,475	-46.6		
Local Disapp	205,370	272,314	32.6		
Stock	1,552,988	1,599,894	3.0	1,704	+6.5
Stock/Use ratio	0.99	0.99	0.7		

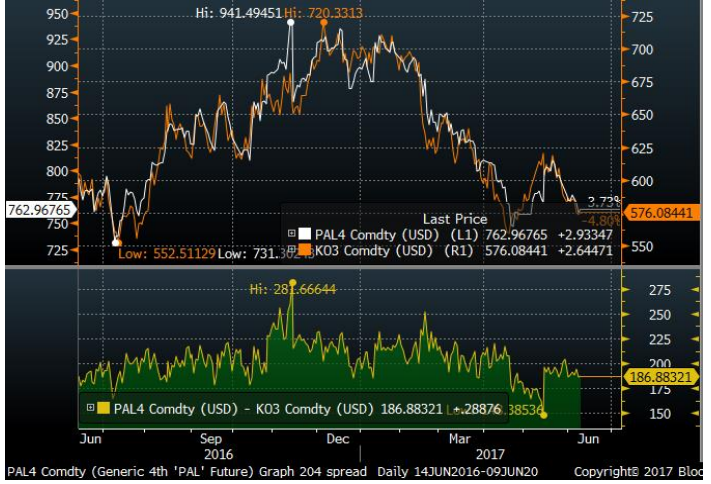
Export Quantity Analysis



Spread (CBOT Soyoil - BMD Crude Palm Oil)



Spread (DCE Palm Olein - BMD Crude Palm Oil)



Sources: Thomson Reuters / Bloomberg/ MPOB /ITS/ SGS/ Phillip Futures

Dealing Desk
pfsb_dealing@poems.com.my

CONTACT US:
 Kuala Lumpur Headquarters:
 (+603) 2711 0026
pfsb_research@poems.com.my

Johor - Taman Sutera Utama Branch:
 (+607) 5572188
pfbj@poems.com.my

Penang Branch:
 (+604) 2616822
pfbg@poems.com.my

Malacca Branch:
 (+606) 2748711
pfrm@poems.com.my

Kota Damansara Branch:
 (+603) 26308688
phillipfutures@poems.com.my

Johor - Taman Molek Branch:
 (+607) 3525999
pfbj@poems.com.my

Kuching Branch:
 (+6082) 247633
pffc@poems.com.my

Official Website: www.phillipfutures.com.my
Facebook Page: www.facebook.com/PhillipFuturesSdnBhd

DISCLAIMER
 This publication is solely for information only. It should not be construed as an offer or solicitation for the subscription, purchase or sale of the futures contracts mentioned herein. The publication has been prepared by Phillip Futures Sdn Bhd on the basis of publicly available information, internally developed data and other sources believed to be reliable. Whilst we have taken all reasonable care to ensure that the information contained in this publication is accurate and the opinions are fair and reasonable, it does not guarantee the accuracy or completeness of this publication. Accordingly, no warranty whatsoever is given and no liability whatsoever is accepted for any loss arising whether directly or indirectly as a result of any person or group of persons acting on such information and advice. This publication was prepared without regard to your specific investment objectives, financial situation or particular needs. Whilst views and advice given are in good faith, you should not regard the publication as a substitute for the exercise of your own judgement and should seek other professional advice for your specific investment needs or financial situations.